

mellerware[®]
makes life easier

TURBO 2000 convection heater



3 Heat settings

Adjustable
thermostat control

Operating
switches with
indicator light



complies with
INTERNATIONAL
IEC60335
SAFETY SPECIFICATIONS

m
2000W

2 YEAR
GUARANTEE

Model:
35801



Before use

Please read the following information carefully. It contains important instructions concerning the operation, the safety and the maintenance of the apparatus. Retain the instructions for future reference and pass them on to a possible next owner.

- This apparatus complies with the approved technical regulations and the current Safety Law for Apparatus.
- This apparatus complies with the requirements of the E.E.C. Guidelines 89 -336 Electromagnetic Compatibility” and 73/23 EWG “Low Voltage Guidelines”. Consequently, the apparatus has a type plate with CE registration.

General instructions

- Do not turn on the apparatus if the casing shows visible damage (cracks/breaks), if the connection cord is faulty or if an invisible defect is suspected (for instance, after a fall).
- Only connect the apparatus if the voltage indicated on the type plate corresponds with the mains voltage.
- The apparatus may not be mounted and used in vehicles.
- Apparatus surfaces that radiate heat can become hotter than 60 °C.
- If this apparatus is used for something other than for heating, if it is operated wrongly or not repaired expertly, no responsibility can be accepted for possible damage.

Safety instructions

- Do not use heating apparatus within the immediate reach of small children.
- The connection cord must never be pulled over sharp edges or jammed.
- The plug must never be pulled from the socket by the connection cord.
- Do not use a damaged extension cord.
- When in use, the connection cord may not lie on the apparatus.
- Be careful and never use the apparatus in the immediate vicinity of the bathtub, the shower or wash basin.
- The apparatus must be placed in such a

way that combustible objects cannot catch fire. In addition, switches and other controls should be out of reach of persons who are using the bath or the shower.

- The user manual must include that the heating device shall not be installed below a socket-outlets.
- The apparatus may not be covered by towels curtains and suchlike, as there is a danger of overheating when it is covered. The fresh air intake and the blowing out of warm air must not be impeded.
- For maintenance or repairs and after use the apparatus must always be turned off, the plug must be pulled out and the apparatus must be allowed to cool down.
- The apparatus must not be stored out of doors.
- The apparatus may only be cleaned with a dry cloth or with a slightly moist cloth. The electric parts (switch, plug, heating etc.) may not get into touch with water.
- The apparatus has hot and arcing or sparking parts inside. Do not use it in areas where gasoline, paint, or flammable liquids are use or stored.

Maintenance instructions

- Please do not just throw away the packaging and later the discarded apparatus, but see to it that everything is processed according to the regulations of your town/ municipality or the appropriate environmental guidelines.
 - Throw away the sorted packaging material in the appropriate collection containers; do that it can be used for recycling.
 - The discarded apparatus must be rendered useless immediately and handed over at the appropriate waste collection point.
1. The heater must not be located immediately below a socket-outlet.
 2. Do not use this heater in the immediate surroundings of a bath, a shower or a swimming pool.
 3. If the supply cord is damaged, it must be replaced by the manufacturer or its service agent or a similarly qualified person in order to avoid a hazard.
 4. Warning: In order to avoid overheating, do





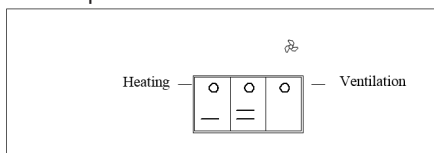
- not cover the heater
- Keep electrical appliances out of reach from Children or infirm persons. Do not let them use the appliances without supervision.

Turning on the apparatus

After the hot-air heater has been placed as desired

- The cable is rolled out
- The plug is plugged into the socket.
- The apparatus is switched on with the turning knob.

Turn the switch/thermostat turning knob to the desired position:



Fan-Forced convection

Switch on '0' for instant, fan-forced radiant heat.

Room thermostat

The temperature is continuously variable via the switch/thermostat turning knob.

Maximum temperature >> at the 'I' + 'II' (750 W + 1250 W = 2000 W)

Minimum temperature >> turn to the left up to the anti-freezing level

Adjust the switch to 'I' + 'II' (2000W) and Max. position of thermostat.

Once a comfortable temperature has been reached you turn the knob to the left until the heating turns itself off.

Overheating safety

The apparatus has been provided with an overheating safety that turns off the apparatus if there is a technical malfunction or if it is used wrongly. If this happens, you must push the switch to '0' or pull out the plug. Remove the cause or correct the malfunction. After a short cooling down period, the overheating safety switches on automatically and the apparatus can be used again.

Instruction: You must always take care that there is sufficient distance for safety (at least 50cm) between the apparatus and the wall or the other objects. The air flow must not be impeded by anything.

Maintenance


The apparatus does not need any maintenance on the outside. Just clean it with a dry or slightly moist cloth. The electric parts may not get into touch with water.






creative housewares

 20 Tekstiel Street, Parow, Cape Town, 7493, South Africa

 P.O. Box 6156 Parow East, 7501, South Africa

 +27 21 931 8117  +27 21 931 4058

Service Centre Helpline: 086 111 5006

 www.creativehousewares.co.za

